

STARRY PERGOLA

GR-9100A

● MANUAL



Lightweight



Easy to install

- ✓ Aluminum construction with long service life
- ✓ Maximum load up to 30 kg / m²
- ✓ Easy to build with assembly instructions
- ✓ Integrated roof gutter
- ✓ Aluminum blades
- ✓ White/grey color option



The starry pergola is a semi-permanent aluminum pergola with single-layer innovative louvres to provide a shaded outdoor area for all of common residential outdoor area. With the maximum 90-degree crank-operated louvre system, you can have the louvres opened or closed easily. It's 100% waterproof comes with internal gutter system. It can withstand wind rating 28m/s (100 km/h).

GR-9100A

LOUVER SYSTEM

Aluminum waterproof blades, stronger and better.




Freedom between the opening and closing, fully show the aesthetics of life.

Post Aluminum 100 x 100 x 1.4 mm	Louver Aluminum 131 x 32 x 1 mm
Main Beam Aluminum 150 x 62 x 1.4 mm	Gutter Aluminum 58 x 56 x 1.5mm
Beam Aluminum 150 x 40 x 1.4 mm	Size 3X3 / 3X4 m




HAND CRANK OPERATION

Adopt high quality 30000 working life-span gear box to support easily hand crank operation.



DARK GREY
RAL7016



WHITE
RAL9016

Professional outdoor powder coating, waterproof and dustproof, durable.

GR-9100A

FUNCTIONAL FEATURES


Sun-proof, Waterproof, Ventilated

It's adopted a new generation of shading technology, which has a very good function of shading and rain protection.


By flexibly adjusting the opening and closing state of the blades, you can also adjust the light and ventilation effects, and choose the best way to start outdoor leisure life. It can withstand wind rating 28m/s (100 km/h).



Rainproof, snow-proof, windproof



Sun-proof, Anti-UV



Ventilated



Closed



Flexible adjustment of opening and closing angle




Open

DRAINAGE SYSTEM

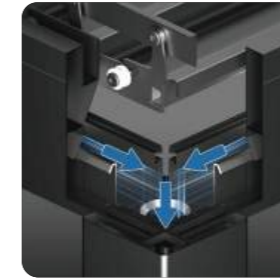
Hidden drainage system, no fear of heavy rain.

Beam and gutter are integrated to achieve a more perfect waterproof function.

Rainwater stream through the internal gutter system and to posts of the structure which is a practical and clever solution.



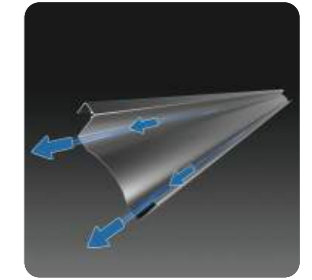
Hidden drainage system



Water being flowed into post





Drain to the lower end of the post



Blade grooves facilitate diversion

CONTAINER LOADING CAPACITY

Photos	Size	Carton Size (mm)			N.W (Kg)	G.W (Kg)	QTY (CTN)	CTN NO	CBM	Description	20GP	40GP	40HQ
		L	W	H									
	3X3	2990	245	230	35	40	1	1/4	0.16	Beam+Gutter	32	68	77
		2910	310	310	29	34	1	2/4	0.27	Louwer			
		2910	310	310	29	34	1	3/4	0.27	Louwer			
		2415	260	280	32	37	1	4/4	0.14	Post+hand crank			
	3X4	4000	250	230	38.5	44	1	1/4	0.25	Beam+Gutter	25	55	60
		2920	320	390	36.5	42	1	2/4	0.36	Louwer			
		2920	320	390	36.5	42	1	3/4	0.36	Louwer			
		2430	320	270	37.5	43	1	4/4	0.16	Post+hand crank			

GR-9100A